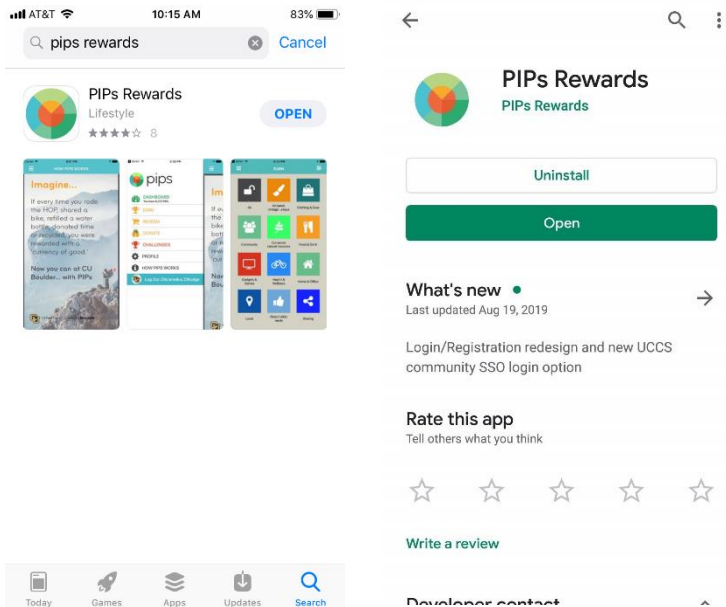


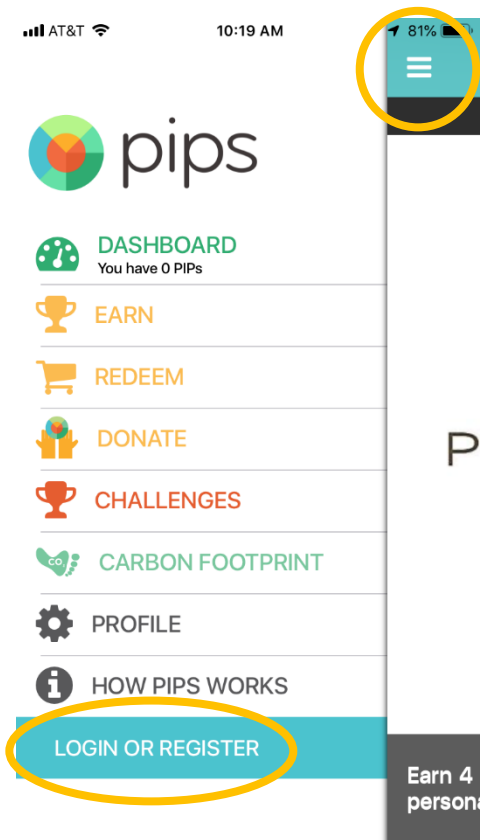
How to Sign up for PIPs at UCSS



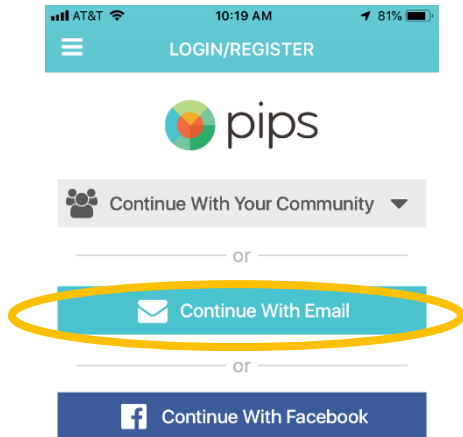
1. Download the PIPs app from Google Play or Apple Store



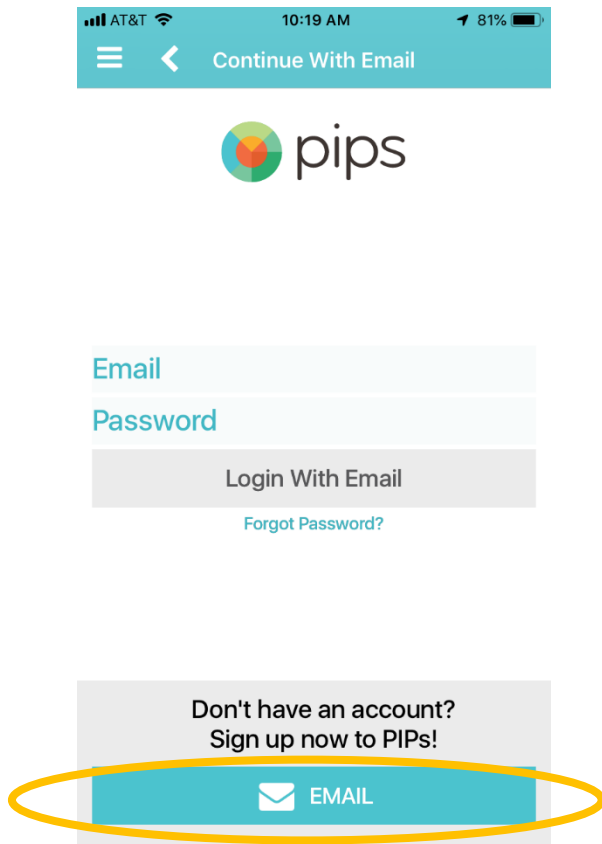
2. Click the menu option in the upper left-hand corner. Then click the "Login or Register" button at the bottom.



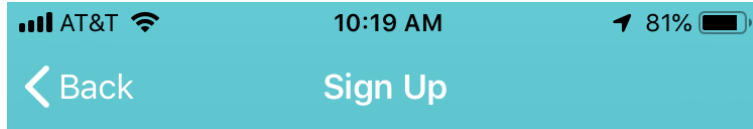
3. Click on the "Continue with Email" button





4. Then, click on the "Don't have an account? Sign up now to PIPs! Email" button.





5. Then fill out this information using your UCCS email account. This will allow you to access UCCS-specific actions/events/etc that will award you PIPs! After you click the “Sign up” button. A code will be sent to your UCCS email. Enter that code into the app and you’re ready to go!





 Email @uccs.edu


 Phone

 First Name


 Last Name

 Date of Birth (MM/DD/YYYY)

 Choose Password

 Verify Password

 You do not need this code ..

Check here to indicate that you have read and agree to the 
[PIPs Privacy & Terms of Use](#)

SIGN UP

Still have questions?
Call 719.255.3558
Or email sustain@uccs.edu